



**Meet Libby.**  
The one-tap reading app  
from your library

*It's easy to use and the app is free!*

**WHAT DO I NEED BEFORE I GET STARTED?**

- A device that is either iOS, Android or Windows 10+ compatible
- Your South Burlington **Library Card**; specifically the 14 digit number
- You will need to know your user IDs and passwords to download the **Libby App** from your device's store (don't worry it's free)

**NOW WHAT?**

Visit [help.libbyapp.com](https://help.libbyapp.com) for more information about the app and its features.

For a quick tutorial on downloading the app read on!

To preview our online collection visit  
<https://gmlc.overdrive.com/gmlc-southburlington/content>

Still having problems? Ask a Librarian about scheduling a tech appointment.





# A QUICK LEARNER'S TUTORIAL FOR THE LIBBY APP

## Download the App


1. Go to your device App store and search for Libby.
  2. *Install* or *Get* the App.
  3. Open the Libby App.
  4. Libby will ask if you have a library card. Select **Yes**.
  5. Select **I'll Search for a Library** and enter *South Burlington Public Library*. Libby will ask you to choose a location, scroll down to *South Burlington Community Library*.
  6. Libby will ask you for permission to validate your sign in through a secure website. Select next and in the new screen, enter your **14 digit library card number** and select **Sign In**.
- Ta-da! You are in and ready to start browsing. You will not have to do all of this again!



## Tech Savy and in a hurry to download and go?

1. Select  Search For A Book... on the top of the screen and type in the title or author.
2. In the new screen you will see your book. Make sure you select the format you want (ebook or audiobook). You'll notice the difference because an ebook will say *Read Sample* and an audiobook will say *Play sample*.
3. If your book is available it will say, *Borrow*. If your book is unavailable to check out it will say, *Place Hold*. Select **Borrow**; a new screen will appear. Select  again.



<b>Borrow</b>	
Read Sample	
Place Hold	⋮ 
Play Sample	

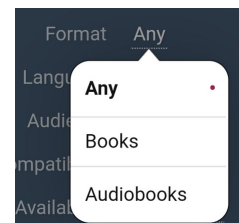

Another screen will appear and now you can begin reading, listening, or browse some more.

✦ To place a Hold on the book tap **Place Hold**. Scroll down and enter in your email address for notification. Tap **Place Hold**.

# A QUICK LEARNER'S TUTORIAL FOR THE LIBBY APP

## Other Tips & Tricks

- Select **Shelf** to see your Loans, Holds, Tags, & Activity.
- Select **Library** to see and search the collection.
- You can borrow up to 3 titles for 7 - 14 days and put 5 titles on hold.
- To renew an eligible title, select **Shelf**, select **Loans**, next to the book and due date select the *square* icon, tap **Renew Loan**.
- To return a title, select **Shelf**, select **Loans**, next to the book select the *square* icon and then select **Return Early**. If you forget, don't worry! Titles will be automatically returned when they are due.
- To explore the collection and/or to see Fiction, Nonfiction, etc., select **Library**, select **Explore**, select **Subjects**. Tap a specific subject to see the its entire collection.
- Did you just want to see the audiobooks or ebooks? From the **Library** screen or within any screen showing you a list of titles, select **Preferences**. Select **Any** next to *Format*. Tap **Books** or **Audiobooks**.
- To see only titles available now, select **Preferences**. Select **Everything** next to *Availability*. Select **Available Now**.
- Libby remembers your preferences! This is great, except if you search for a title that is currently checked out to another user and you have set your preferences to only **Available Now**. It will look like we do not have the title at all! Change your preferences to **Everything** if you want to see if we own a specific title.
- People love audiobooks and ebooks, but we have to share! We suggest filling up your holds so you can be on the waitlist for popular titles. When you have 5 titles on hold they will become available fast!



**Remember to explore! If you would like more assistance please ask a Librarian about scheduling a tech appointment for help.**

155 Dorset Street  
(802) 846-4140

[www.southburlingtonlibrary.org](http://www.southburlingtonlibrary.org)

[sbplinfo@southburlingtonvt.gov](mailto:sbplinfo@southburlingtonvt.gov)